

TRAINEE SURVEY 2019

Dr Chris Allen

BJCA Secretary



@dr_chrisallen

Dr Abhishek Joshi

BJCA President



@cardiacjoshi



Conflicts of Interest: None

DEMOGRAPHICS



DEMOGRAPHICS

496

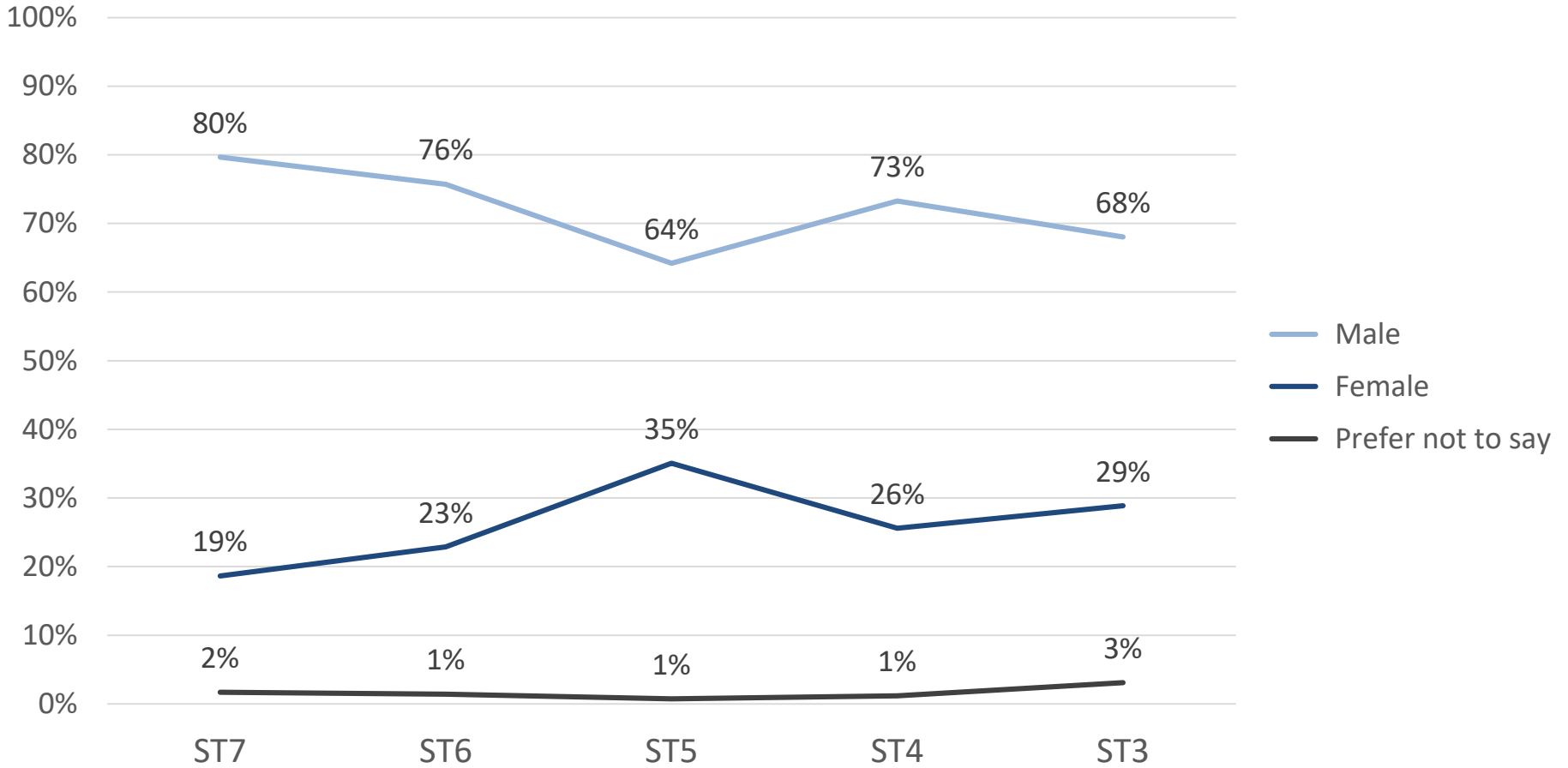


DEMOGRAPHICS

60% of all NTNs

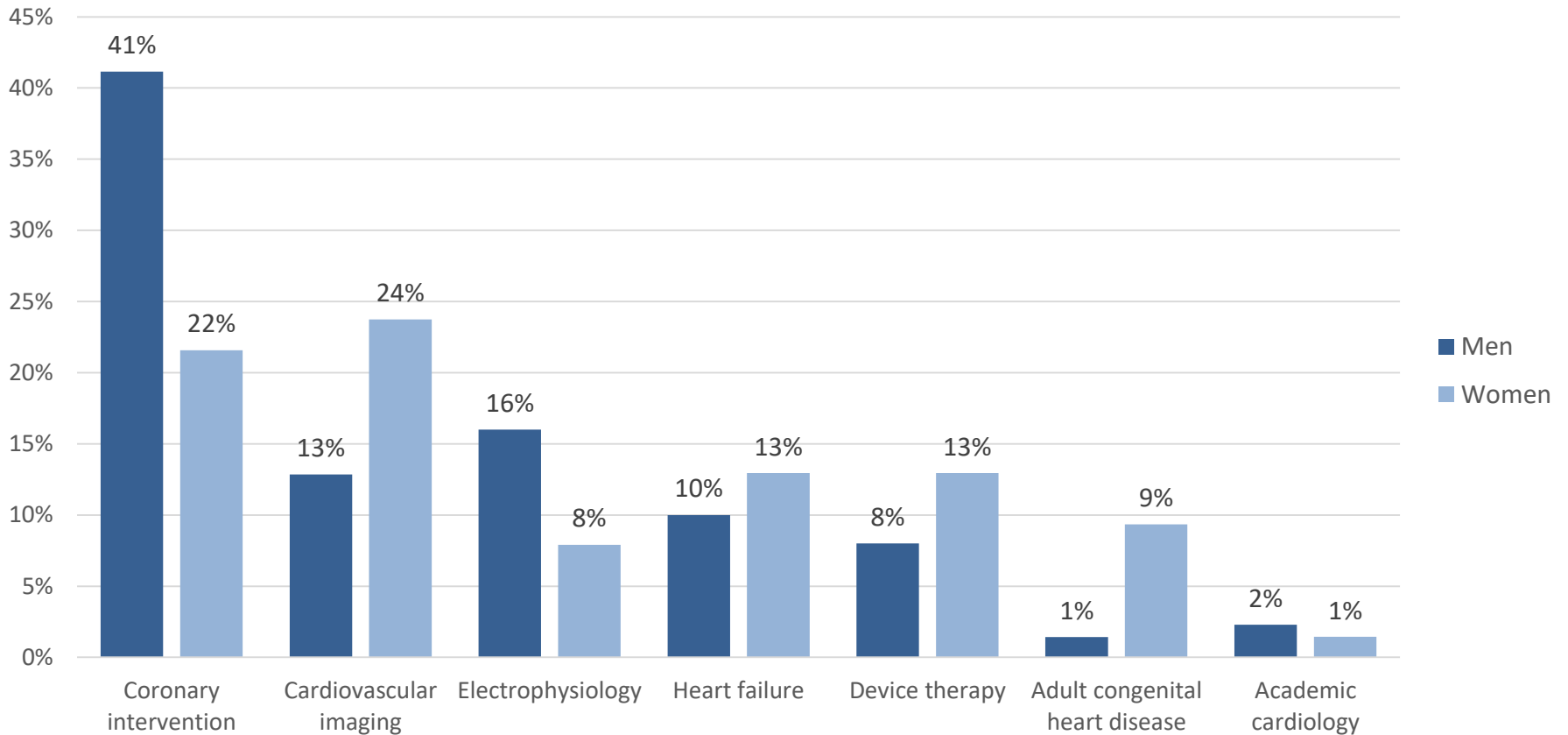


GENDER



GENDER

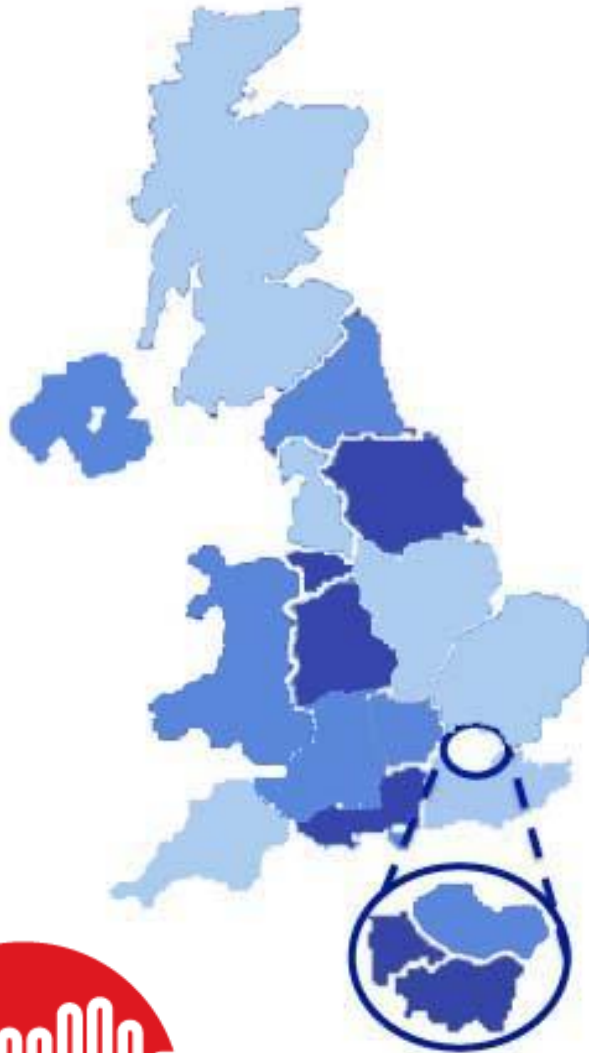
WHAT IS YOUR FIRST CHOICE ADVANCED MODULE?



TRAINING QUALITY



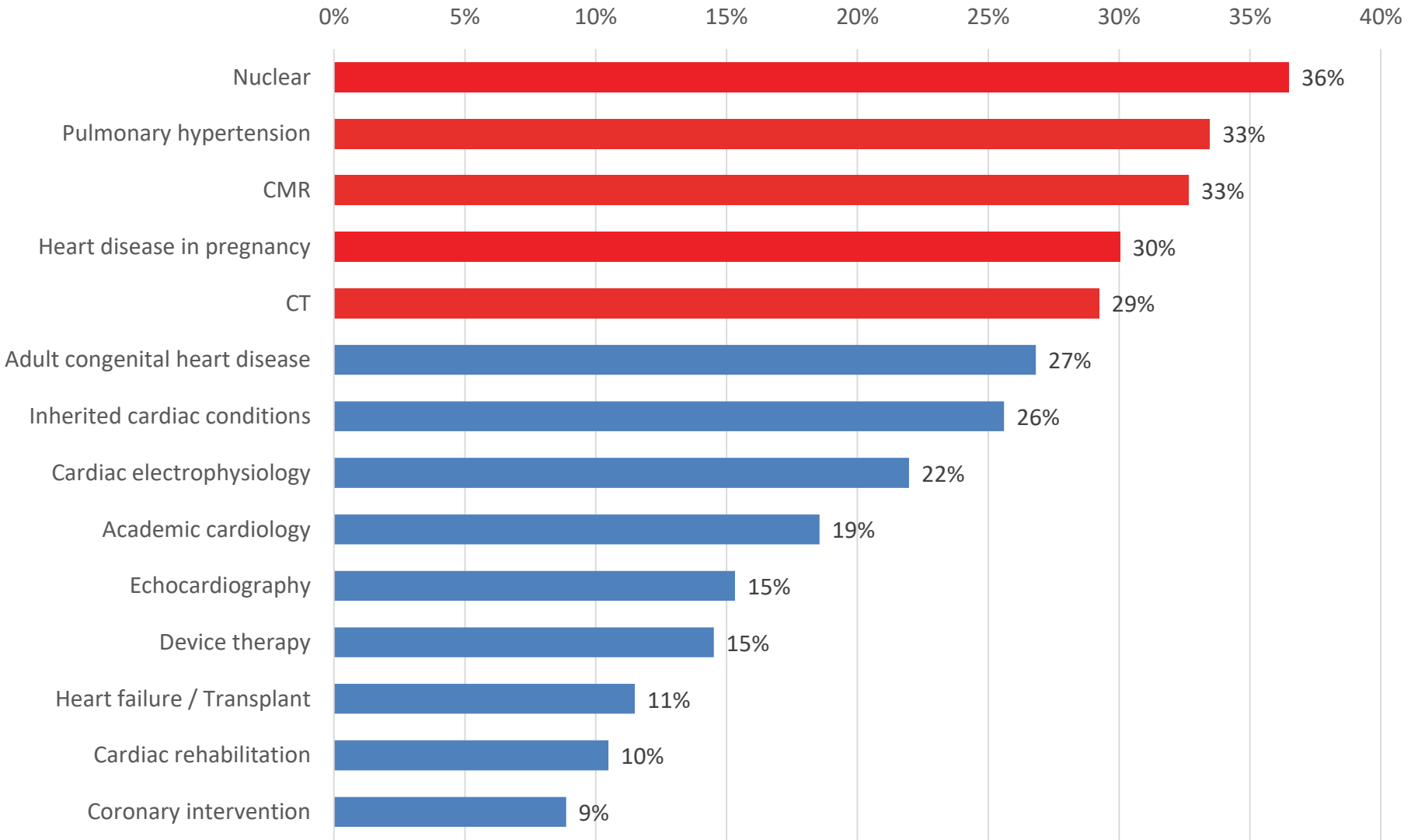
WOULD YOU RECOMMEND YOUR DEANERY TO POTENTIAL CARDIOLOGY TRAINEES AT ST3?



Region	2019	2018	2017	2016
South West Peninsula	100%	80%	64%	53%
Oxford	94%	78%	88%	73%
Kent, Surrey and Sussex	88%	79%	73%	50%
Northern Ireland	87%	92%	75%	57%
London - NE	86%	93%	81%	58%
Mersey	86%	87%	93%	92%
Wessex	86%	83%	67%	83%
West Midlands	86%	93%	100%	83%
London - S Thames	83%	73%	86%	76%
Northern	83%	73%	70%	72%
Yorks & Humber	78%	73%	78%	78%
Wales	78%	81%	68%	76%
Severn	77%	78%	85%	67%
Scotland	73%	73%	64%	50%
London - NW Thames	71%	77%	71%	81%
East of England	65%	67%	51%	50%
East Midlands	64%	66%	65%	56%
North Western	35%	17%	37%	46%



WHICH CURRICULUM AREAS DID YOU FIND DIFFICULTY IN ACCESSING AT ST3-5 LEVEL?



WHICH CURRICULUM AREAS DID YOU FIND DIFFICULT TO ACCESS AT ST3-5 LEVEL?

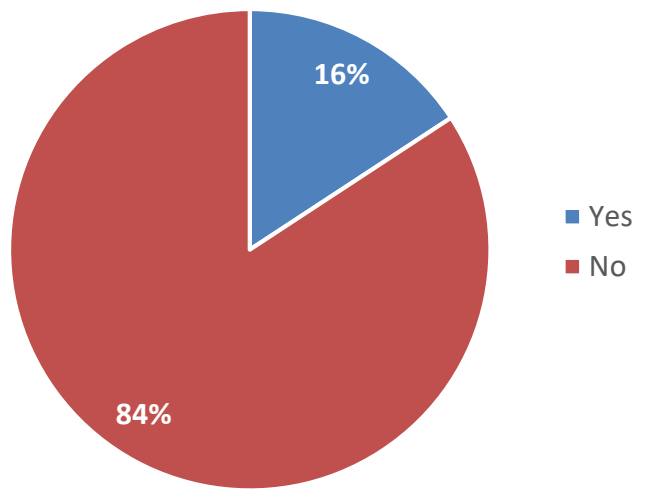


	PCI	CMR	CT	Nuclear	Echo	EP	HF	Devices	ACHD	Academic	ICC	Pregnancy	PHTN	Rehab	None
East and North Yorkshire	0%	30%	40%	20%	40%	10%	10%	10%	70%	20%	60%	50%	30%	10%	20%
East Anglia	10%	60%	57%	53%	23%	13%	10%	7%	40%	27%	13%	37%	40%	13%	3%
East Midlands (North)	0%	44%	33%	11%	0%	11%	11%	22%	22%	22%	11%	22%	44%	0%	22%
East Midlands (South)	4%	17%	42%	46%	17%	25%	17%	25%	21%	8%	29%	17%	25%	21%	4%
Essex	10%	60%	40%	60%	20%	30%	20%	30%	90%	20%	70%	70%	40%	10%	0%
Kent, Surrey and Sussex	4%	62%	42%	62%	8%	19%	15%	0%	42%	50%	50%	50%	50%	12%	0%
London - NE Thames	24%	5%	11%	21%	13%	18%	11%	21%	18%	11%	13%	24%	37%	13%	21%
London - NW Thames	3%	29%	23%	40%	17%	34%	11%	20%	17%	6%	17%	34%	11%	11%	9%
London - S Thames	3%	23%	26%	46%	20%	31%	14%	20%	17%	11%	26%	23%	34%	20%	20%
Mersey	18%	23%	5%	27%	9%	32%	14%	18%	36%	27%	18%	36%	50%	0%	14%
North Western	21%	38%	31%	38%	28%	28%	24%	31%	41%	34%	38%	28%	66%	10%	3%
Northern	10%	30%	23%	23%	13%	20%	0%	23%	27%	10%	30%	33%	17%	7%	20%
Northern Ireland	0%	20%	27%	33%	20%	7%	20%	7%	13%	27%	27%	87%	20%	0%	7%
Oxford	6%	6%	12%	29%	6%	18%	18%	6%	18%	18%	6%	18%	29%	12%	24%
Scotland - East & South East	8%	33%	50%	50%	0%	25%	25%	8%	33%	0%	25%	33%	50%	17%	8%
Scotland - North & West	0%	54%	31%	38%	8%	38%	15%	15%	0%	31%	23%	31%	31%	23%	8%
Severn	0%	23%	46%	54%	15%	23%	8%	8%	15%	23%	15%	15%	31%	8%	15%
South West Peninsula	0%	13%	13%	38%	0%	25%	25%	13%	63%	25%	25%	63%	38%	13%	0%
South Yorks	21%	50%	29%	29%	50%	29%	14%	7%	50%	21%	29%	21%	7%	7%	0%
Wales	4%	70%	48%	22%	7%	22%	0%	4%	30%	15%	30%	26%	41%	0%	0%
Wessex	15%	37%	33%	44%	7%	15%	4%	4%	7%	19%	22%	19%	26%	15%	15%
West Midlands	8%	31%	27%	35%	12%	8%	8%	12%	15%	19%	31%	12%	35%	12%	38%
West Yorks	17%	25%	17%	42%	33%	42%	0%	25%	25%	8%	33%	25%	50%	0%	25%

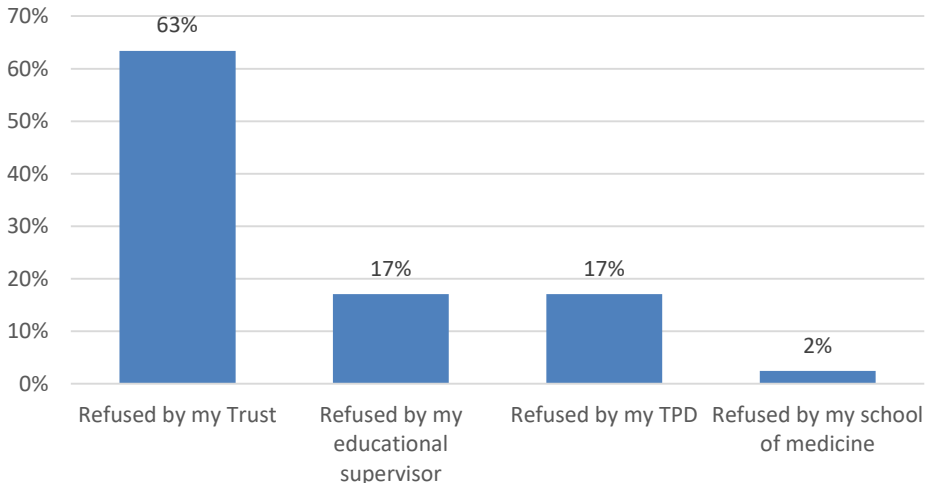
DIFFICULT TO ACCESS CURRICULUM AREAS - RELATIVE CHANGE FROM 2018

	PCI	CMR	CT	Nuclear	Echo	EP	HF	Devices	ACHD	Academic	ICC	Pregnancy	PHTN	Rehab	None
East and North Yorkshire	-14%	1%	11%	-9%	11%	-19%	-4%	-4%	-1%	-9%	17%	-7%	-13%	10%	20%
East Anglia	-2%	-11%	1%	0%	-3%	-13%	-8%	-8%	2%	-5%	-11%	11%	-1%	1%	-3%
East Midlands (North)	0%	25%	8%	-20%	-13%	11%	5%	-3%	-34%	3%	-39%	-28%	-12%	-13%	22%
East Midlands (South)	4%	-33%	-8%	-4%	-14%	-19%	-2%	-13%	-17%	-11%	-9%	-14%	-13%	2%	-9%
Essex	-1%	38%	29%	49%	-13%	8%	9%	-3%	68%	9%	26%	26%	7%	10%	-11%
Kent, Surrey and Sussex	-6%	10%	11%	24%	1%	5%	8%	-3%	4%	5%	12%	19%	9%	2%	-21%
London - NE Thames	19%	-9%	-5%	-12%	-8%	9%	2%	7%	2%	4%	8%	-2%	4%	8%	-9%
London - NW Thames	-2%	-2%	2%	-1%	2%	6%	1%	-11%	-1%	-2%	-6%	1%	-12%	-7%	-1%
London - S Thames	-2%	-7%	-17%	-5%	4%	15%	3%	12%	-7%	-3%	2%	-9%	7%	4%	9%
Mersey	5%	-4%	-15%	-20%	2%	5%	1%	-9%	-17%	-13%	-15%	3%	10%	-7%	-6%
North Western	1%	-15%	-29%	-5%	-12%	-5%	7%	14%	-19%	1%	-15%	-5%	9%	-10%	0%
Northern	6%	-8%	-4%	-8%	5%	5%	-12%	0%	-4%	-13%	3%	-5%	-6%	-1%	1%
Northern Ireland	0%	3%	-23%	-17%	-22%	-18%	-22%	-1%	-4%	10%	2%	12%	3%	0%	-1%
Oxford	-11%	-16%	1%	12%	0%	-10%	-32%	-11%	-32%	1%	-50%	-21%	1%	-16%	7%
Scotland - East & South East	2%	20%	31%	25%	-13%	12%	19%	-5%	2%	0%	0%	-5%	6%	4%	-5%
Scotland - North & West	-5%	-13%	-26%	0%	-2%	19%	1%	-4%	-29%	7%	-6%	-12%	-2%	13%	8%
Severn	-11%	-10%	-15%	-13%	4%	-10%	-9%	2%	-13%	-5%	-13%	-13%	9%	-3%	4%
South West Peninsula	-20%	-48%	-48%	-23%	-20%	-55%	-15%	-8%	-18%	-35%	-15%	-18%	-23%	-8%	0%
South Yorks	21%	0%	-21%	9%	0%	19%	14%	7%	0%	11%	19%	11%	7%	-3%	-10%
Wales	-8%	-3%	2%	-1%	-12%	-1%	-8%	4%	11%	11%	-1%	14%	22%	0%	-4%
Wessex	-2%	8%	4%	-2%	3%	2%	-4%	-4%	-22%	2%	-11%	-10%	-16%	-6%	-6%
West Midlands	1%	3%	3%	4%	-2%	-9%	5%	9%	5%	2%	-7%	-12%	7%	12%	17%
West Yorks	4%	25%	-8%	42%	20%	42%	-25%	0%	25%	-5%	20%	12%	12%	-13%	0%

HAVE YOU EVER HAD AN APPLICATION FOR STUDY LEAVE REFUSED?



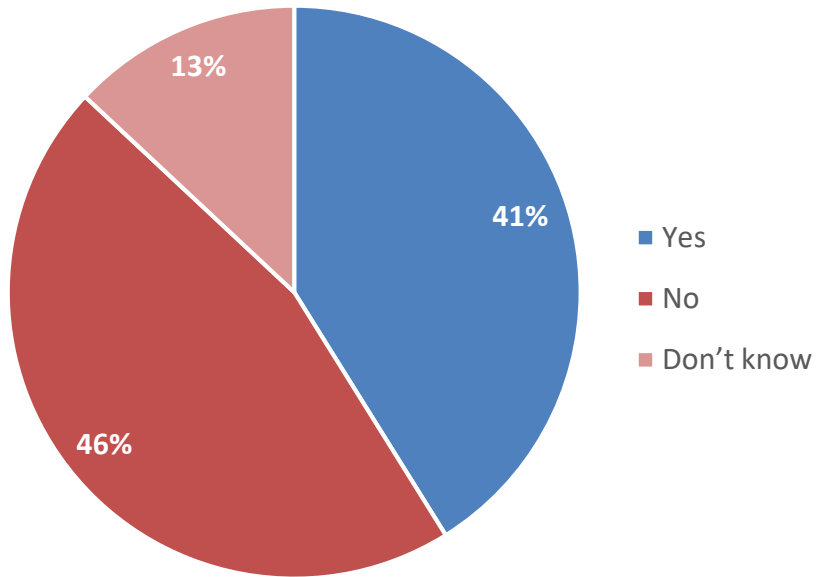
If yes, why was this?



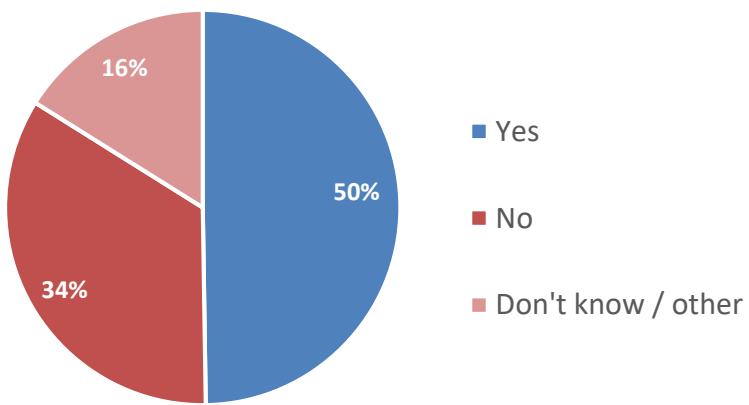
Have you had ever had a study allowance application refused?

East and North Yorkshire	30%
Northern Ireland	27%
Scotland - East & South East	25%
South Yorks	25%
London - NE Thames	24%
East Anglia	20%
Essex	20%
Mersey	18%
Severn	15%
West Yorks	15%
Scotland - North & West	14%
West Midlands	14%
East Midlands (South)	13%
Kent, Surrey and Sussex	12%
East Midlands (North)	11%
South West Peninsula	11%
North Western	10%
London - NW Thames	9%
Wales	7%
Wessex	7%
Northern	7%
London - S Thames	6%
Oxford	0%

HAVE SEEN THE AGREED LIST OF STUDY LEAVE COURSES FOR YOUR DEANERY / LETB?



If yes, did you feel this list was adequate for your training needs?



If yes, did you feel this list was adequate for your training needs?	"No"
East Anglia	60%
East Midlands (South)	55%
Severn	50%
London - S Thames	42%
London - NW Thames	41%
Kent, Surrey and Sussex	38%
London - NE Thames	36%
East Midlands (North)	33%
Essex	33%
South Yorks	29%
Oxford	25%
West Yorks	25%
North Western	20%
West Midlands	20%
Northern	17%
East and North Yorkshire	0%
South West Peninsula	0%
Mersey	0%
Wessex	0%

NEW SAC ENDORSED LIST OF COURSES

Event / Course Title	ST3	ST4	ST5	ST6	ST7	Duration	Status	Curriculum page	
Cardiology core training / curriculum mandated									
ALS	x	x	x	x	x	1-2 days	Mandatory	P112	
Ionising Radiation (Medical Exposure) Regulations (IRMER) Certificate course or online equivalent	x	x	x	x	x	1 day	Mandatory	P112	^freely available on e-Learning for Healthcare platform
Leadership and management course			x	x	x	1-2 days	Mandatory	P38	
Teaching skills course			x	x	x	1-2 days	Mandatory	P38	
Cardiology-specific simulation course	x					1 day	Mandatory	As discussed at SAC	
2/3 of local provided formal core / advanced training days dependent on stage of training	x	x	x	x	x	n/a	Mandatory	P15	
2/3 of biannual BCS national training days	x	x	x	x	x	n/a	Mandatory	P15	
Core training in nuclear cardiology (acquisition of at least six stress and six rest studies, reporting of at least 48 studies)*	x	x	x				Mandatory	P119	*in the absence of an equivalent, locally available clinical programme
Core knowledge in CMR course (including acquisition, processing and supervised reporting of 50 scans)*	x	x	x				Mandatory	P120	
Core knowledge in cardiac CT (sufficient to fulfill curriculum requirements, equivalent to eight half day sessions / 50 cases)*	x	x	x				Mandatory	P120	
Adult congenital heart disease (ACHD) ideally 1-2 week dedicated attachment in ACHD specialist surgical centre; or equivalent of at least 10 specialist clinics / ward rounds	x	x	x				Mandatory	P105	
BCS ACHD core curriculum course#	x	x	x			2 days	Mandatory	link	# if not covered by locally provided course / training days
Heart disease in pregnancy (equivalent of 1 day course per year)±	x	x	x				Mandatory	P111	± if no locally provided course or specific pregnancy / pre-pregnancy clinics
Hands-On Cardiac Pacing Course (e.g. Liverpool)	x	x	x			2-3 days	Mandatory	P122	
EEG revision course (e.g. BCS/Mayo, BJCA Cardiology to the Core)			x	x	x	2-5 days	Mandatory	P21	

Mandatory – “Described in curriculum documents by the relevant Royal College or Faculty and should assist educational supervisors to ensure that the trainee is meeting the requirements mandated by the curriculum in the first instance”

WORKING CONDITIONS



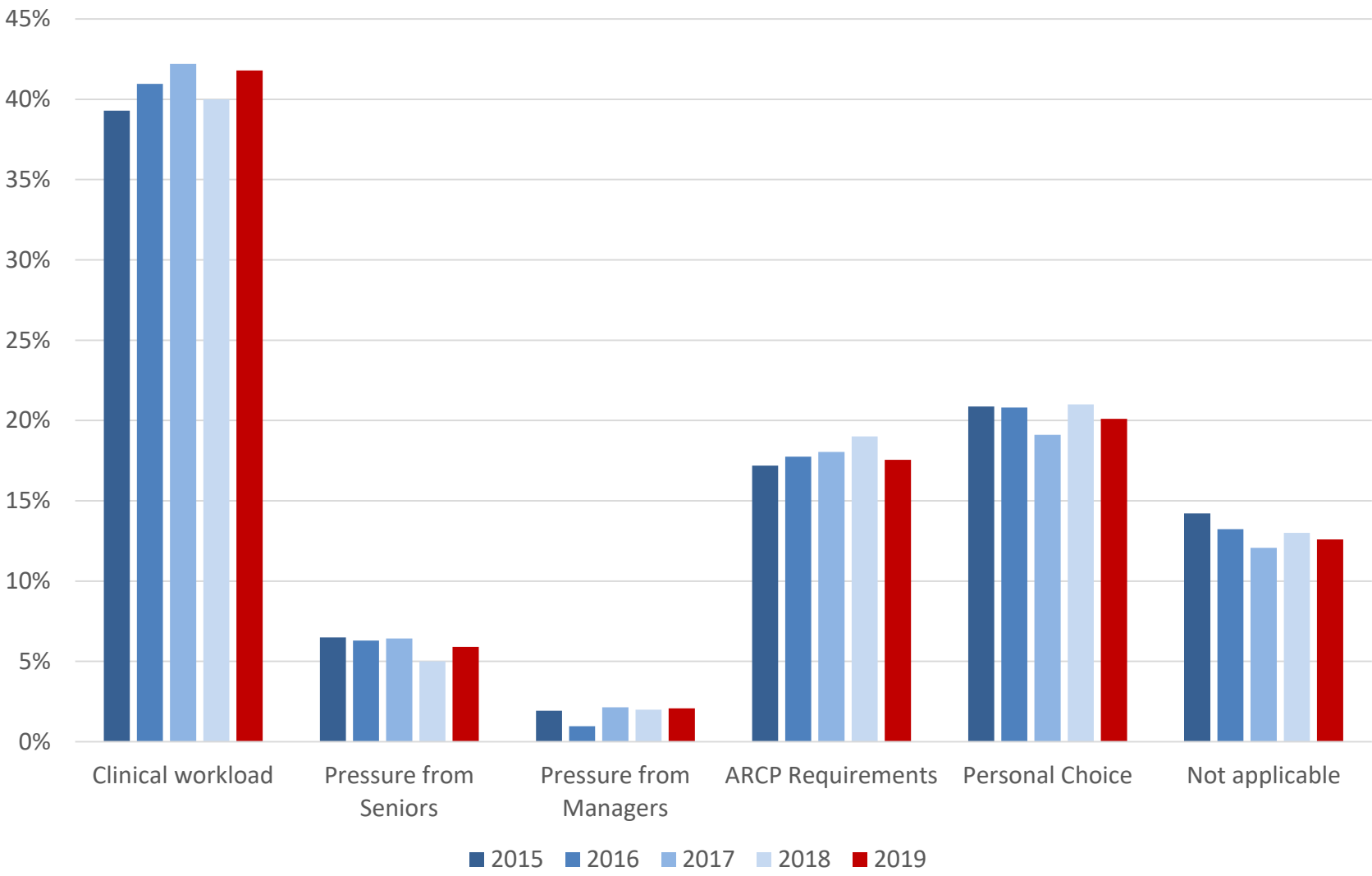
HOW MANY EXTRA HOURS DO YOU WORK EACH WEEK?



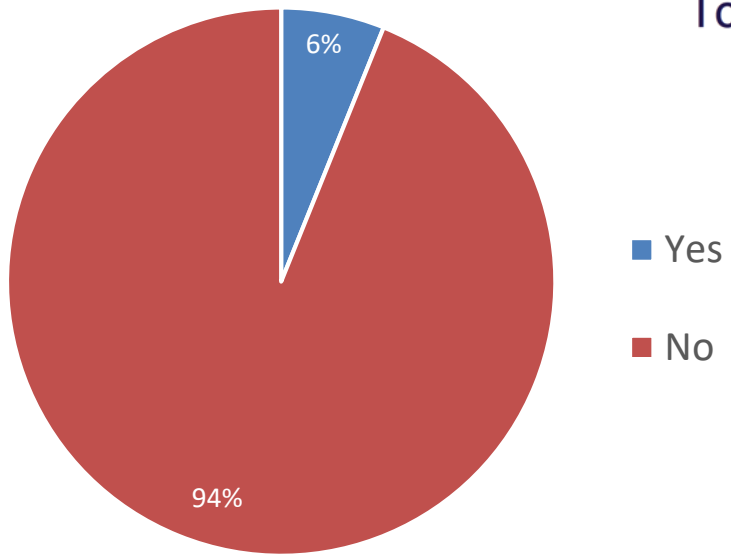
	Hours/week	(2018)	£/week	£/year
Total average	4.6	4.78	92	4418
DGH w/o Cardiology	5.5	4.62	110	5280
DGH with Cardiology	4.9	4.72	99	4735
Tertiary Centre with Surgery	4.6	5.05	91	4387
Tertiary Centre w/o Surgery	3.0	3.81	60	2880

	Hours/week
Male	4.4
Female	4.9
LTFT	3.8
Non-LTFT	4.6
ST3	4.7
ST4	4.8
ST5	4.5
ST6	4.2
ST7	4.8
ST8	5.9

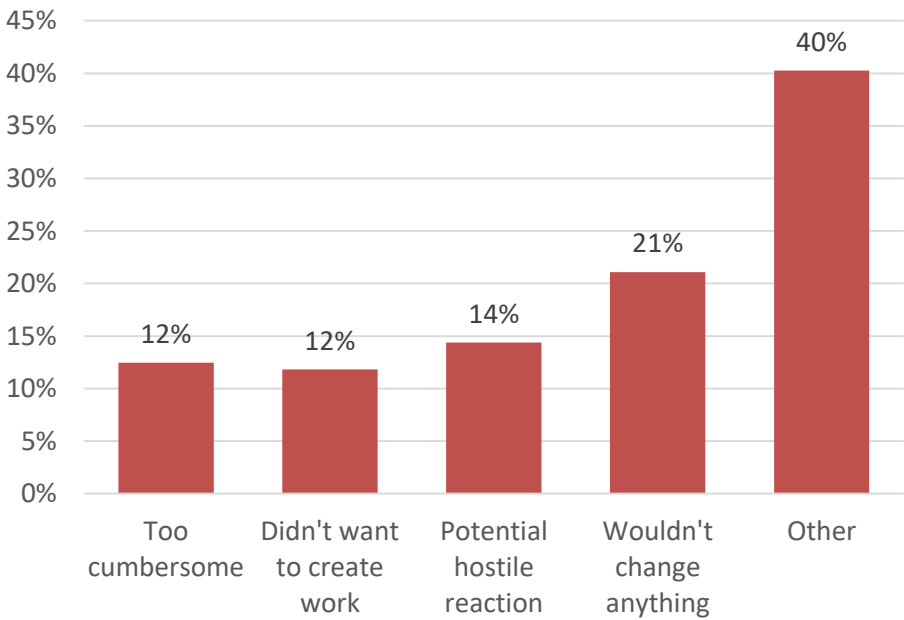
WHY DO YOU WORK EXTRA HOURS?



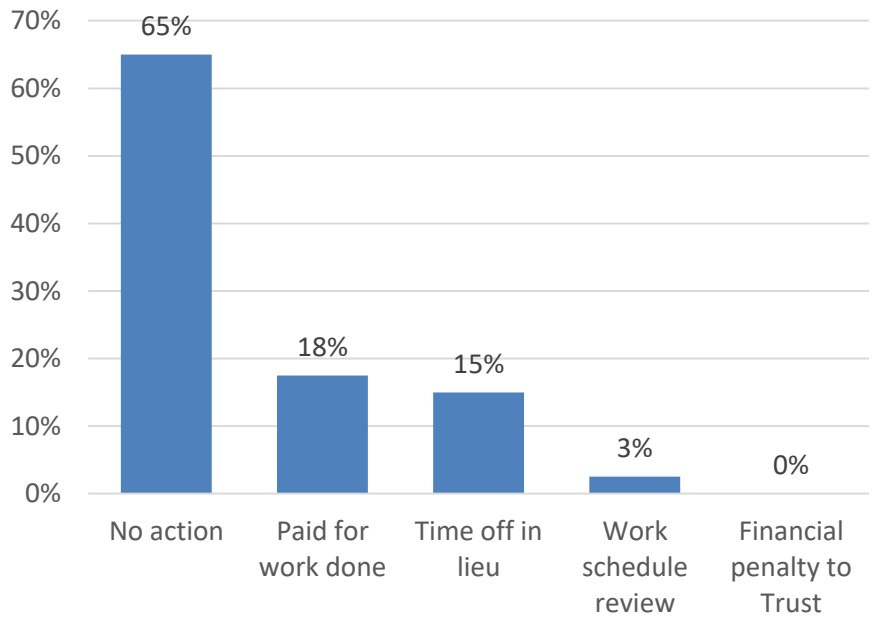
HAVE YOU EVER SUBMITTED AN EXCEPTION REPORT?



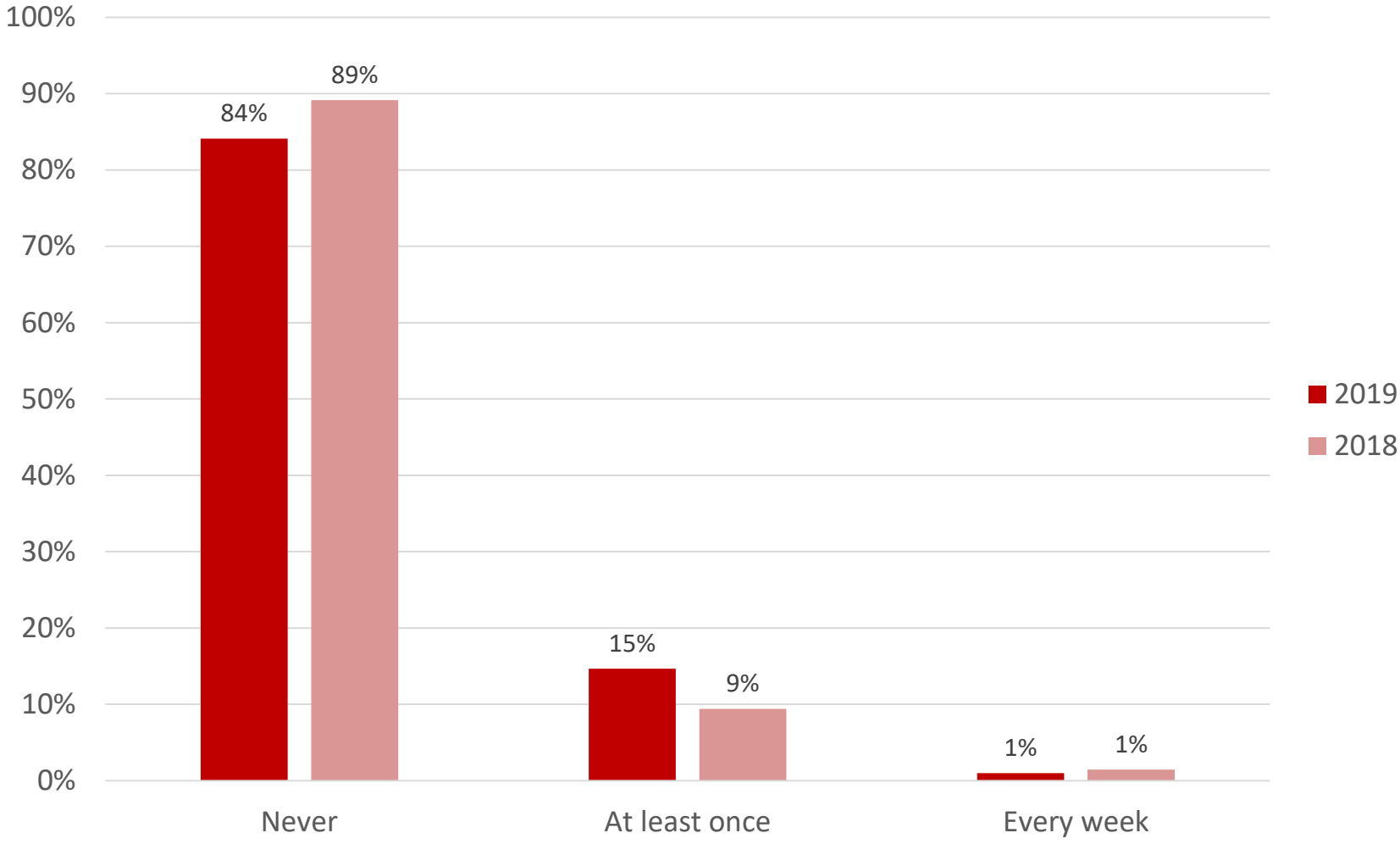
If not, why not?



If yes, what happened?

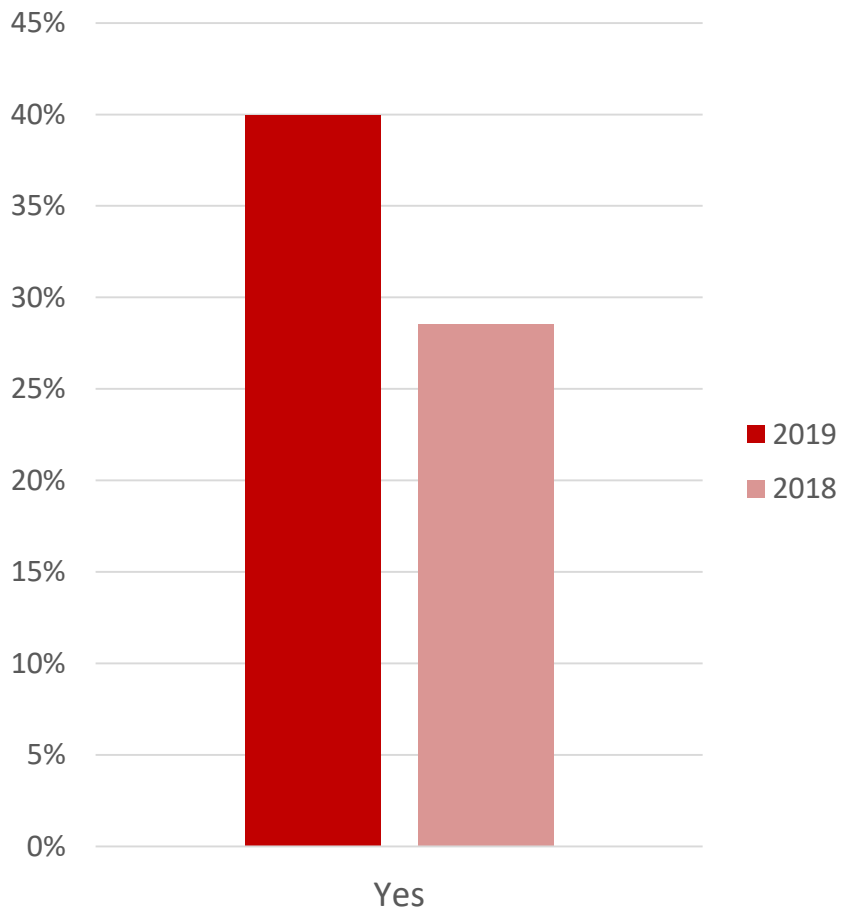


How often have you been bullied in the last four weeks?



BULLYING

Have you ever witnessed a colleague being bullied?



	Experienced	Witnessed
East and North Yorkshire	44%	44%
London - NE Thames	30%	45%
Northern	27%	58%
East Midlands (South)	26%	56%
South Yorks	25%	42%
Scotland - North & West	23%	60%
West Midlands	23%	44%
Severn	20%	55%
West Yorks	18%	9%
Wales	16%	44%
Northern Ireland	15%	31%
North Western	15%	35%
Kent, Surrey and Sussex	14%	45%
East Anglia	13%	26%
East Midlands (North)	13%	25%
Essex	13%	38%
London - NW Thames	8%	36%
Wessex	8%	46%
Mersey	6%	29%
London - S Thames	0%	35%
Oxford	0%	47%
Scotland - East & South East	0%	0%
South West Peninsula	0%	25%

ECHOCARDIOGRAPHY

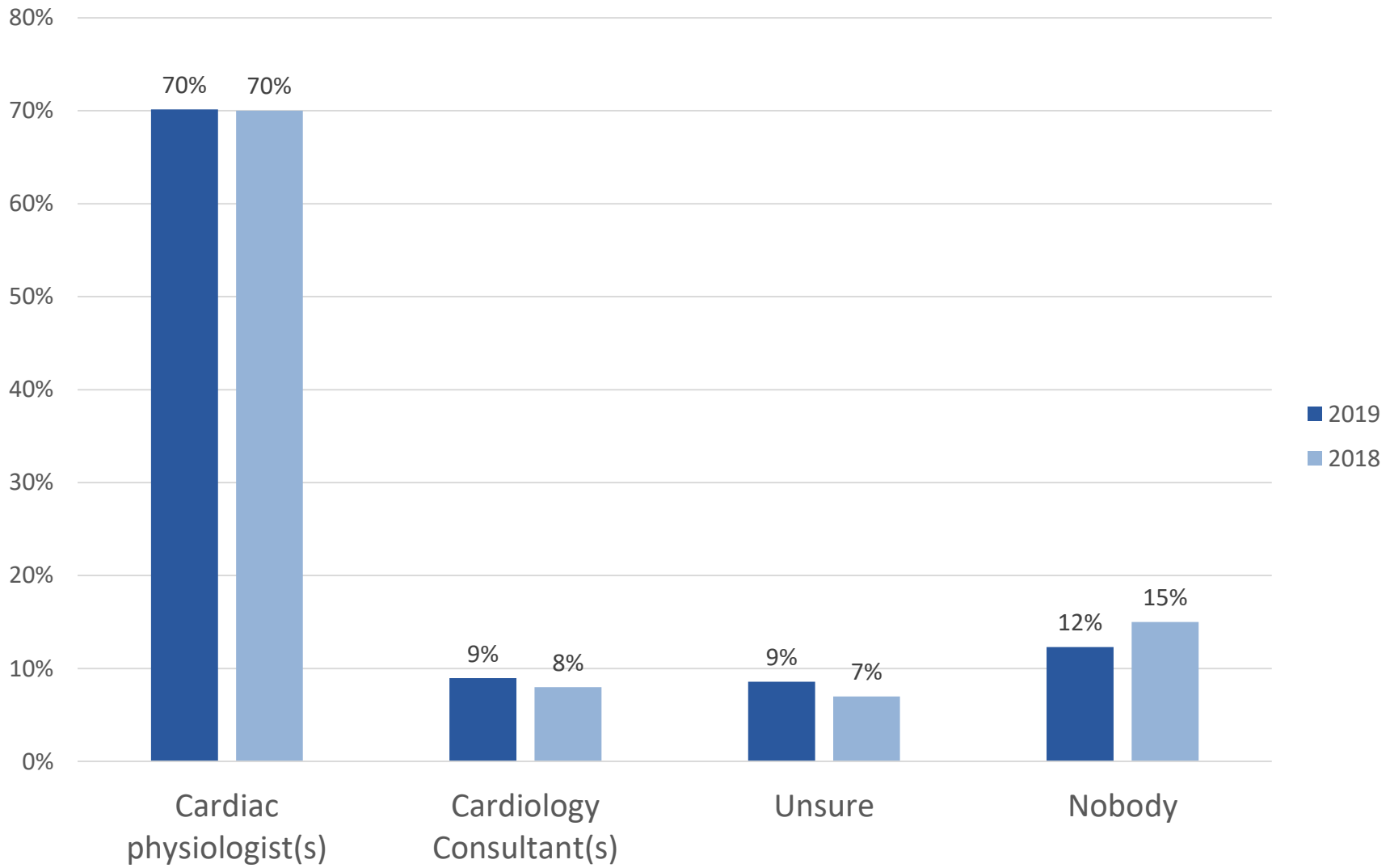


CORE ECHOCARDIOGRAPHY CURRICULUM 2016

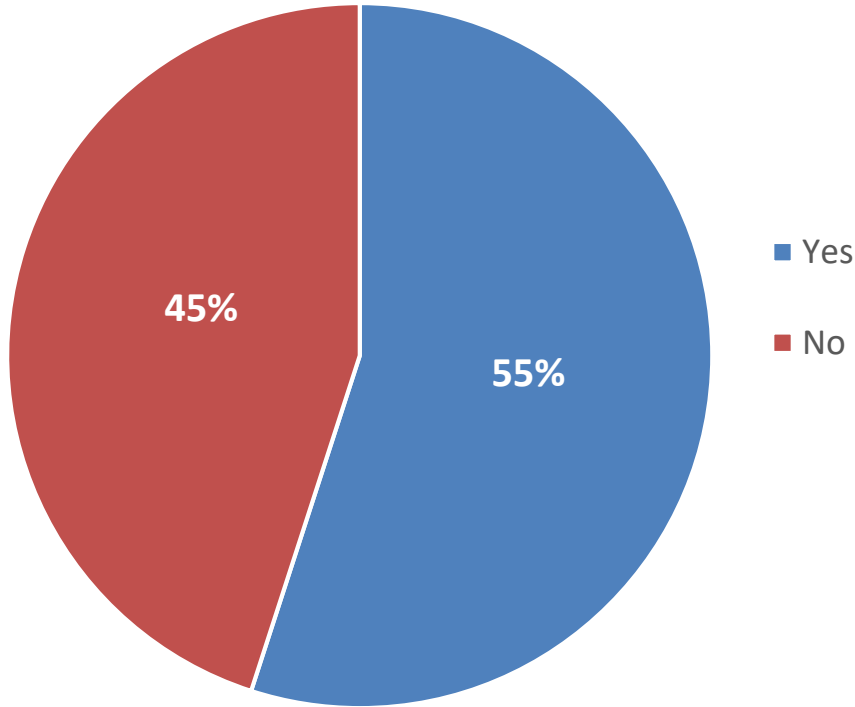


- Applied to all trainees from November 2016
 - e-learning module
 - Log-book of cases (~450)
 - 5 video cases

WHO IS RESPONSIBLE FOR YOUR 'HANDS-ON' ECHO TRAINING?

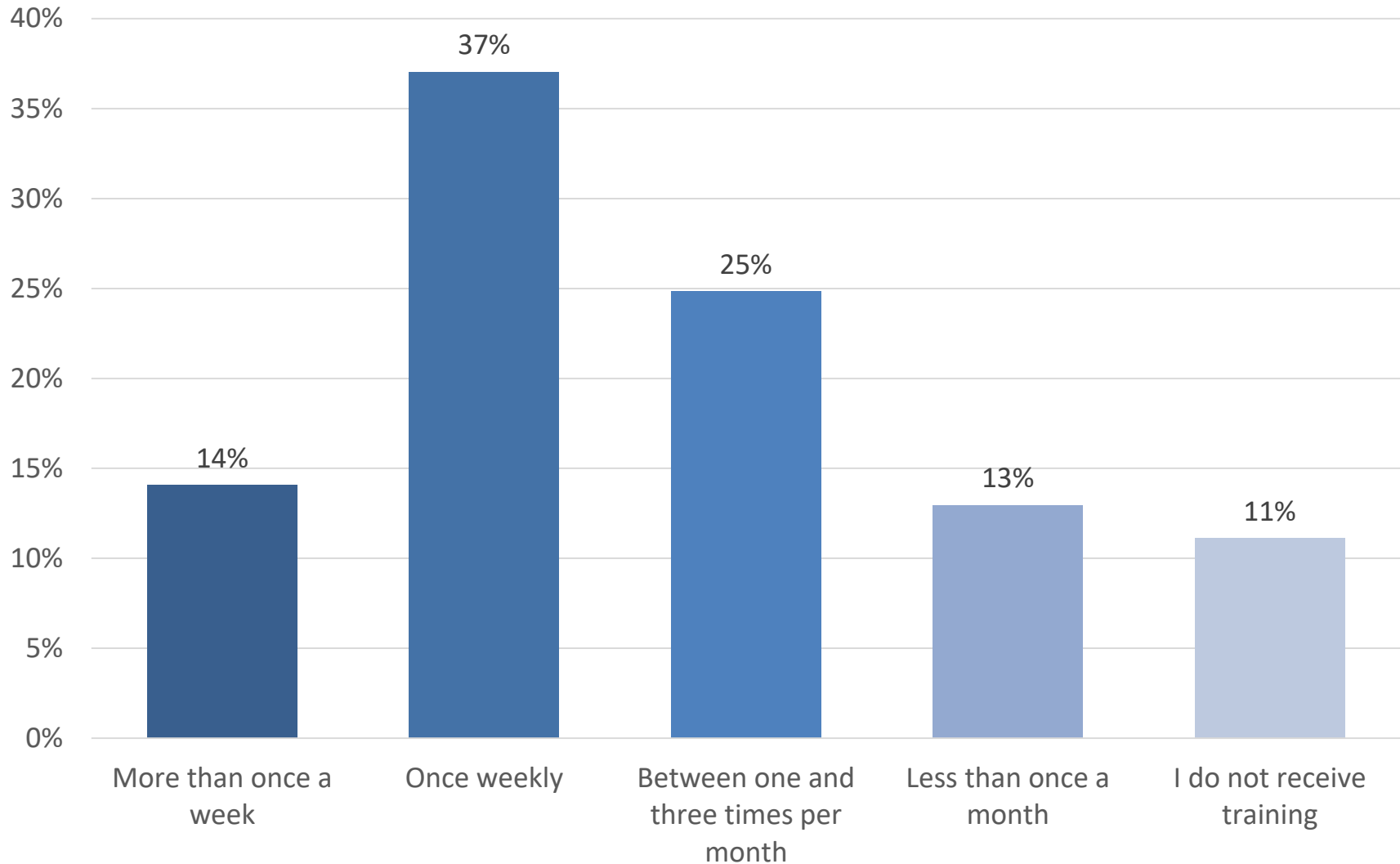


Could you name your LETB's Lead for Echocardiography training?



Region	2019	2018
London - S Thames	100%	100%
Scotland - East & South East	100%	33%
East Midlands (North)	88%	100%
London - NE Thames	84%	57%
Wales	80%	78%
Essex	75%	100%
North Western	74%	38%
Oxford	71%	50%
East Midlands (South)	65%	75%
Northern	63%	86%
Kent, Surrey and Sussex	57%	24%
Scotland - North & West	55%	67%
East Anglia	48%	64%
Mersey	42%	50%
Northern Ireland	33%	0%
West Midlands	32%	33%
Wessex	28%	22%
London - NW Thames	26%	11%
West Yorks	25%	100%
South West Peninsula	25%	50%
South Yorks	17%	0%
Severn	9%	0%
East and North Yorkshire	0%	0%

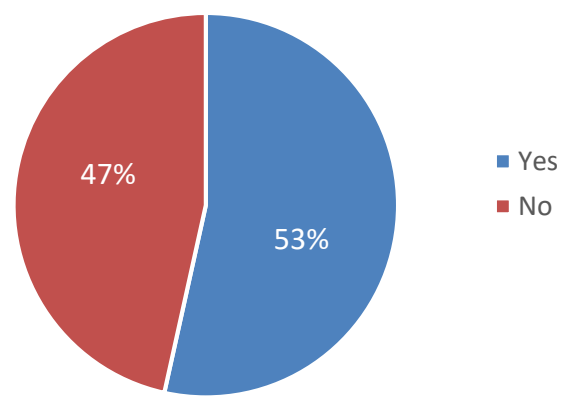
HOW OFTEN DO YOU RECEIVE ECHO TRAINING (ST3-ST5)?



ECHOCARDIOGRAPHY (ST3-ST5)

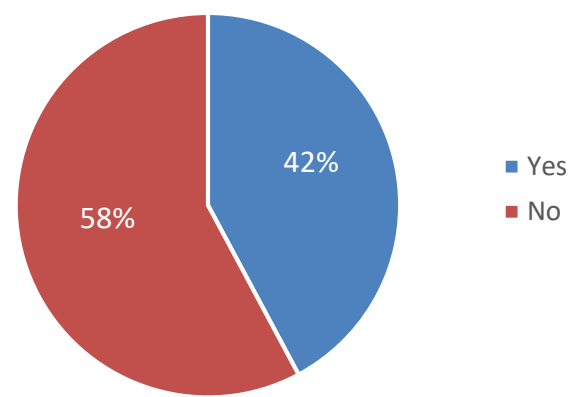
2019

Is your echo training 'bleep free'?

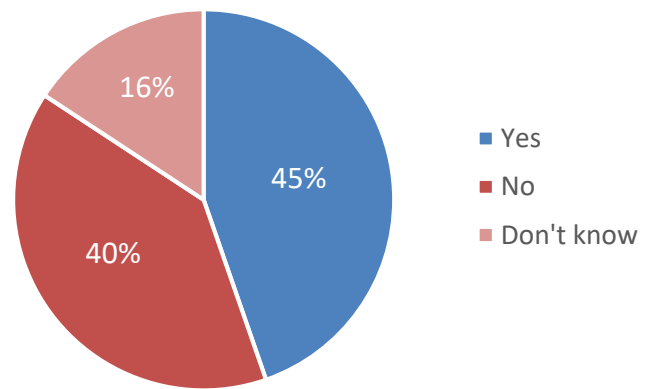


2018

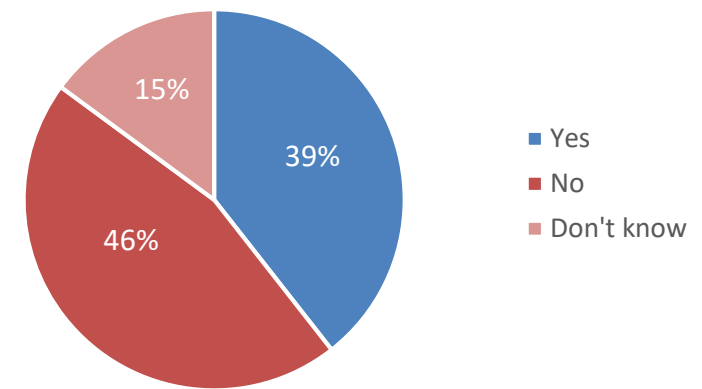
Is your echo training 'bleep free'? (2018)



Do you think that the core curriculum requirements are achievable? (2019)



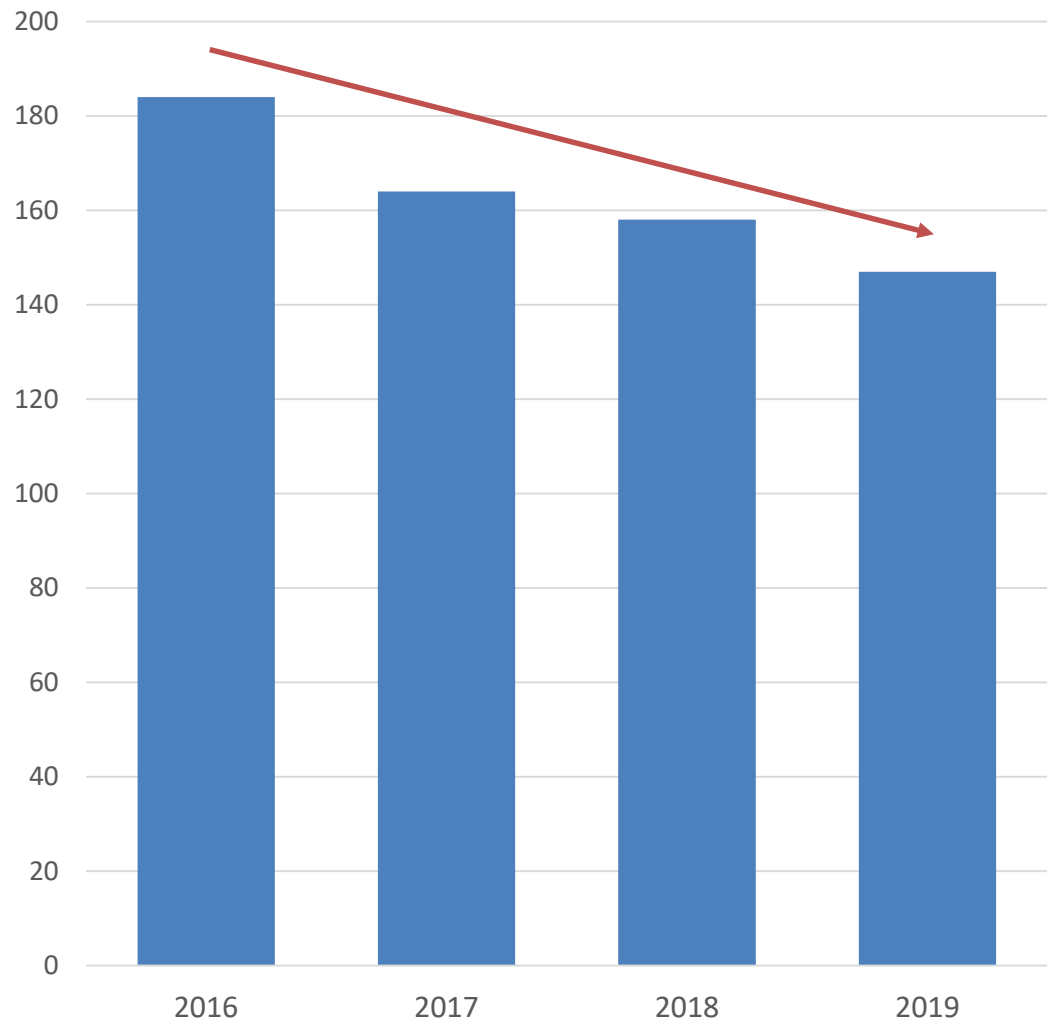
Do you think that the core curriculum requirements are achievable? (2018)



ECHOCARDIOGRAPHY (ST3-ST5)



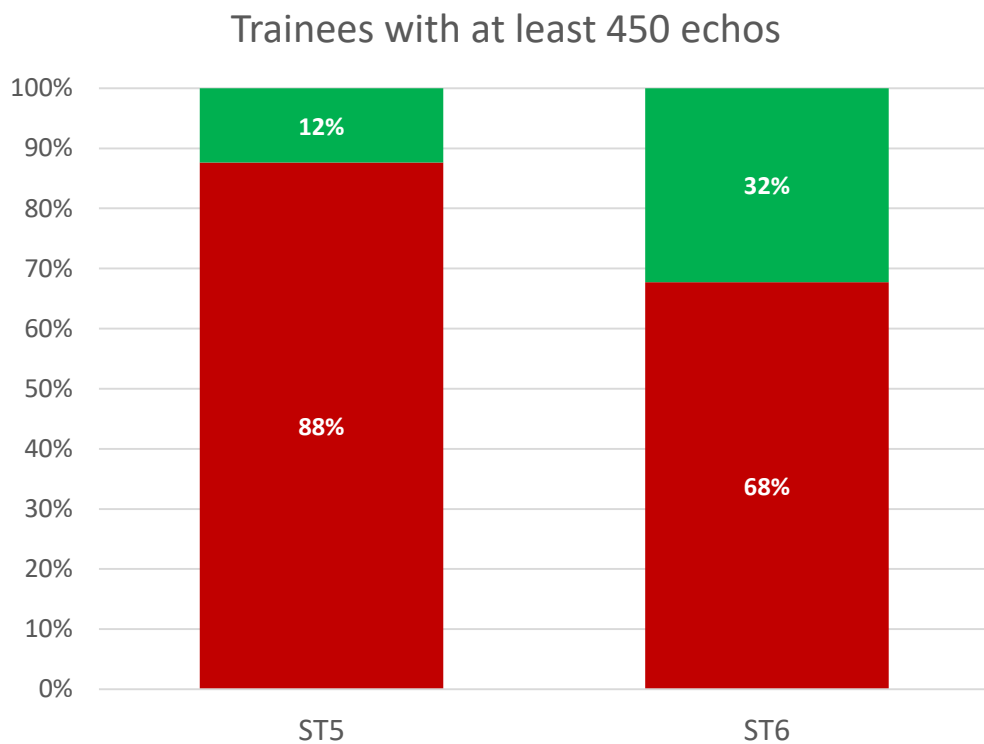
Average no. echos performed ST3-ST5



ECHOCARDIOGRAPHY (ST5)

*“Typically trainees should be capturing **a minimum of 150-200 cases per year** over the first three years of training. This must be available for review when discussing sign off of any section”*

Echo curriculum delivery tool 2016



SUMMARY

- Training experience
 - Overall trainee satisfaction has increased
 - Improving non-echo imaging accessibility is a driver for this
 - New study leave list introduced
- Working conditions
 - Minimal uptake in exception reporting
 - Bullying has not reduced
- Echocardiography
 - Rate of improvement is slow
 - Important considerations for curriculum re-design



ACKNOWLEDGMENTS

All who completed the survey

Azeem Ahmad

BCS

Prof. Russell Smith

SAC

Dr. Alison Calver

SAC

BJCA Deanery representatives

